

How to Keep Going (and more fun) to draw something than to write about it.


Don't worry about being a great artist. The more you draw, the better you'll get - I promise!



2) Tape in stuff. You can use your own photos or cut out magazine pictures to make cool collages. Postcards, maps, stamps, letters, ticket stubs, stickers, matchbooks - these are all great.



3) If you're stuck and you don't know what to write about, try rewriting a story you know, only with different characters and a different ending (like "Goldilocks and the Three Elephants").




Amelia

Write On!  
 Tips for your own  
 terrific notebook  
 by Marissa Moss  
 (and don't forget Amelia!)



A notebook is a place where you can write or draw whatever you want. YOU get to be the boss! Here's why I love making notebooks:

1) I can make ANYTHING happen the way I want it to happen.




2) If I'm mad or sad, I always feel better after I write about it.

(Sometimes I don't even know why I feel that way until I write it down!)

scribbling furiously




3) It helps me remember stuff I don't want to forget.





4) It helps me think about things and figure them out.



On your mark, get set, GO! Start your notebook!





One good way to start is to write about what's most important to you right now.



Whatever it is, write it down. See what comes next.

Or introduce yourself to you. How would you describe yourself? What do you like best about yourself?

What do you like least?



Or start with a story. Write about whatever comes into your head (don't be critical!), even if it's a story about a notebook and a pen. Just let the story write itself.

