

Minnie & Moo

HOOVES OF FIRE

Written and illustrated by Denys Cazet



KEY IDEAS AND DETAILS

Character Traits

1 Name _____

Below are six characters from *Hooves of Fire*. Write a character trait for each character and then give 2 examples from the book that show how that character demonstrates that trait.

Elvis



Character trait _____

(1) Example: _____

_____ page _____

(2) Example: _____

_____ page _____

Don Juan



Character trait _____

(1) Example: _____

_____ page _____

(2) Example: _____

_____ page _____

Dog



Character trait _____

(1) Example: _____

_____ page _____

(2) Example: _____

_____ page _____

KEY IDEAS AND DETAILS

Character Traits

2 Name _____

Slick



Character trait _____

(1) Example: _____

_____ page _____

(2) Example: _____

_____ page _____

Porkus



Character trait _____


(1) Example: _____

_____ page _____

(2) Example: _____

_____ page _____

Zeke and Zack



Character trait _____

(1) Example: _____

_____ page _____

(2) Example: _____

_____ page _____

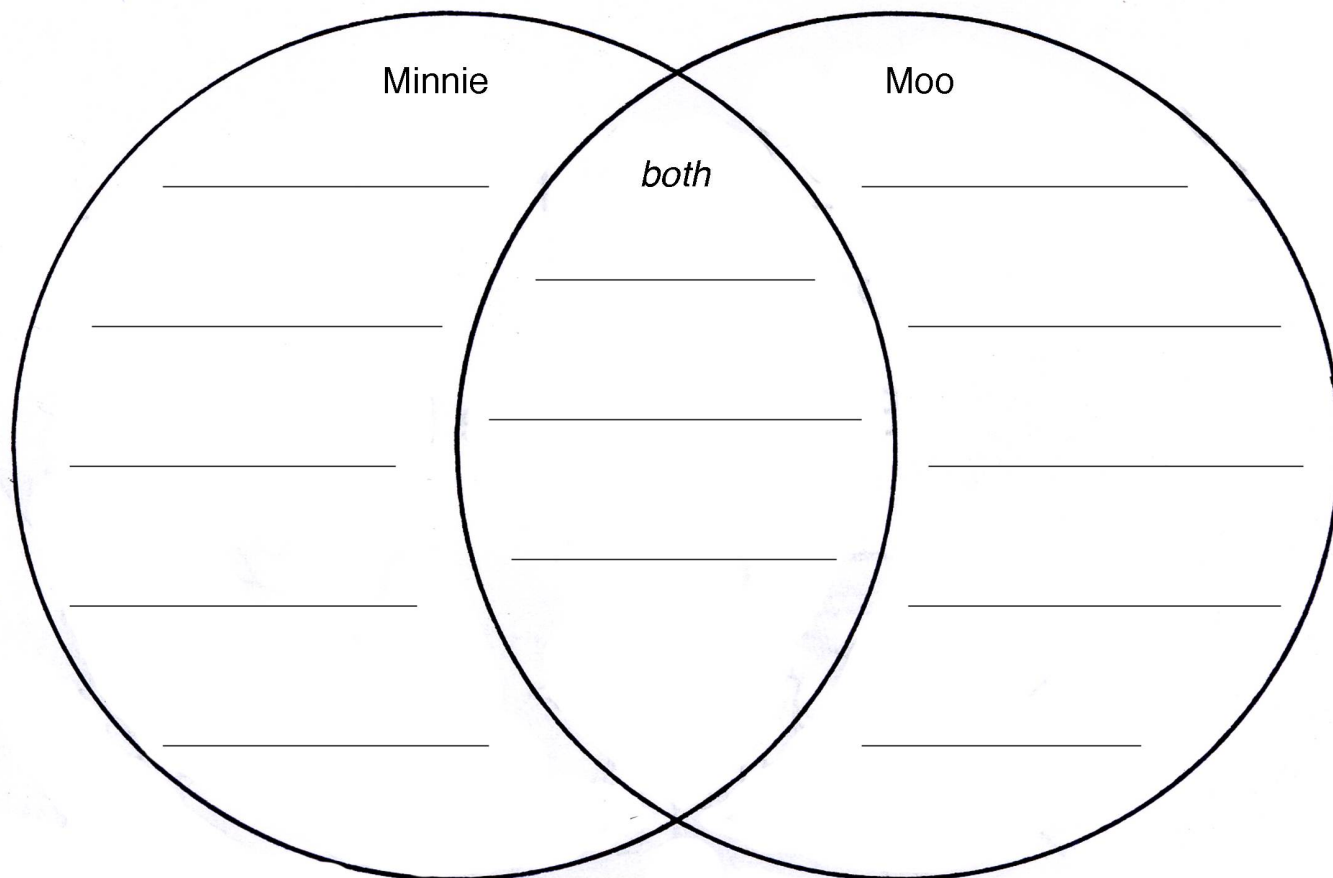
KEY IDEAS AND DETAILS

Compare and Contrast

1 Name _____



Minnie and Moo are alike in some ways and different in others. Compare and contrast Minnie and Moo in the Venn diagram below.



KEY IDEAS AND DETAILS

Compare and Contrast 2 Name _____

On page one of *Compare and Contrast* you made a list of how Minnie and Moo were alike and in some ways and different in others. Below, using your list, give one example for each from the book that shows this is true.



1. Alike: _____

Example: _____

_____ page _____



2. Different: _____

Example: _____

_____ page _____

*Compare and Contrast
yourself and a friend.*

*Draw your picture
in one square
and your friend's picture
in the other.
Write your names.*



Alike: 1. _____ 2. _____

Different: 1. _____ 2. _____

KEY IDEAS AND DETAILS: *Cause and Effect*



Partner Activity

1

Cut cards apart. Students work in pairs to match the *cause* with the *effect*, then partners choose one matched pair to illustrate for a collaborative poster or class book. Each partner copies the *cause* or *effect* on the page and illustrates it.

Cause

Minnie heard a sawing noise under her chair.

Effect

Minnie thought there were termites under the stage.

Cause

Mr. and Mrs. Farmer took a vacation.

Effect

It was a perfect time for the First Annual Hoot, Holler, and Moo Talent Festival.

Cause

Mr. Farmer needed a new tractor.

Effect

Minnie and Moo sold tickets to collect money.

Cause

Slick asked for a handsome, young, energetic volunteer.

Effect

Elvis climbed into a wooden box.

Cause

Minnie's chair collapsed.

Effect

Minnie thought she ate too many cream puffs.

Cause

Minnie and Moo decided not to put the money in the old, rusty money box.

Effect

Millie thought she had won a million dollars in a contest.

Cause

Elvis played his bagpipe.

Effect

The audience covered their ears and tried to hide behind each other.

Cause

Moo thought about everything that had happened that day.

Effect

Minnie sneezed.

Cause

Elvis demanded to perform first.

Effect

Zeke and Zack earned an extra point in the talent contest.

Name _____

Copy the *Cause OR Effect* on the page and illustrate it.


A large rectangular box with a double-line border, intended for drawing an illustration. It contains two horizontal lines near the top for writing.

KEY IDEAS AND DETAILS

Theme

1

Name _____



Theme: the subject of a story, a talk, a piece of writing, the central idea or topic.


What is the *theme* of *Hooves of Fire*?

Give an example from the book that demonstrates the *theme* or *central idea*.

_____ Chapter _____ page _____

Sometimes, an illustration gives a hint to a story's *theme*.

What is happening in the illustration above that might support your answer.



Before the first chapter in *Hooves of Fire*, Minnie wrote a letter. What was the *theme* of her letter and who was it to?

Theme: _____

The letter was to: _____ page _____

KEY IDEAS AND DETAILS

Theme

2

Name _____



In Chapter 14, Elvis sings a song called God Bless America. What is the *theme* of that song?

What do you think there was about the subject of this song that Elvis found so attractive?

What did the author write that tells you your answer is true?

_____ page _____

The sheep wrote a poem about someone they didn't like.


Who was it? _____ . What was the *theme* of their protest poem? _____ .

Minnie didn't let the sheep finish reciting their poem.

Why? _____

What did Minnie do that makes you think your answer is true?

_____ page _____



KEY IDEAS AND DETAILS

Inference

Name _____

Don Juan del Toro recited his poem at the First Annual Hoot, Holler and Moo Talent Festival. The poem was about himself. He also presented a rose to his "little milk bucket", Moo. Who do you think he liked better, himself (Don Juan), or Moo? Mark your answer below.



"My poem," announced Don Juan.

I am Don Juan del Toro
From old sunny Mexico,
Watch my muscles ripple
As I flex from head to toe.
When I stride across the pasture
I hear cries of "Magnifico!"
I cannot pass a herd of cows
Without... "Bravissimo!"
Even though I know,
I can whip the buffalo,
My heart becomes as gentle as the dove
Beneath the mistletoe;
For when I gaze upon your face,
My eyes see nothing but a rainbow
Blinding the memory of loves lost
In old sunny Mexico.

Check one:

Don Juan liked **himself** better than Moo.

Don Juan liked **Moo** better than himself.

Because:



KEY IDEAS AND DETAILS

Inference

2 Name _____

I picked:

Don Juan liked **himself** better than Moo.

because:

1. _____

2. _____

3. _____

I picked:

Don Juan liked **Moo** better than himself.

because:

1. _____


2. _____

3. _____



now: Divide the class into two groups, one for each point of view. Each side should be prepared to defend their opinion by referring to their notes (above), and/or the text, citing passages and reference pages, that either tell, or infer, their position.

Listen to what others have to say. Make a note of something that was said that made you change your point of view.




KEY IDEAS AND DETAILS

Summarize

1

Name _____



In one sentence, summarize *Hooves of Fire*.
Cite three things from the book that support your summary.

Summary: _____

1. _____

_____ page _____

2. _____

_____ page _____

3. _____

_____ page _____

CRAFT AND STRUCTURE



Dialogue

1 Name _____

Dialogue is conversation. For example, here is a brief **dialogue** between Minnie and Moo from Chapter 10, *King of the Road*, on page 97. They are discussing “certain words.”

*Moo stared at Minnie.
“Will you relax?”
“It’s not proper,” Minnie mumbled. She picked up another pencil and marked her scorecard.
“What’s not proper?”
“Certain words read in public.”
“They’re just words,” said Moo.
“Not in my book!”*

Make up two of your own characters. Draw them below and name them.



_____ name

_____ name

and then

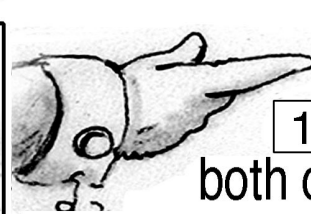



CRAFT AND STRUCTURE

Dialogue

2

Name _____



Now...

1 draw both characters having a discussion, OR as some might put it, having a **dialogue** over something that is important to both of them.

And **2**

write a short **dialogue** between your two characters.

(Hint: Don't forget to *indent* the paragraph when someone new is speaking.)




CRAFT AND STRUCTURE

Point of View

1

Name _____

For a **SQUILLION BONUS POINTS** answer the following: "Which is better, to be or not to be, a bee in Auntie Bea's bonnet or a hot cross bun in her bloomers?"



Why do you think so? _____

According to Moo, the author of this quote had a famous brother. Who was it?

_____ page _____

Moo found this quote in a book. What language was it written in? _____

Does this mean Moo can read in this language? _____

What makes you think so? _____

Does this mean she can speak it as well? _____


What did Minnie think about all this? _____

CRAFT AND STRUCTURE

Point of View

Name _____

Elvis saves the day! Really?



Use *Chapter 18: The Chase* to complete the following statements about **points of view**.

What Minnie thought _____

What Moo thought _____

What Elvis thought _____

What really happened? _____

CRAFT AND STRUCTURE

Point of View

Name _____

Elvis saves the day! Really?

What did the fox think about Elvis? _____

What did the author write that makes you think this? *page* ____ *He wrote* _____

Why did the hens think Elvis was a hero? _____

What did the author write that makes you think this? *page* ____ *He wrote* _____

Who really saved the day? _____

What did the author write that makes you think this? *page* ____ *He wrote* _____



CRAFT AND STRUCTURE

Figurative Language 1 Name _____

① This paragraph can be found on page 111:

“Trouble,” growled Minnie. She pulled the money box a little closer. “You’ve got to watch those weasels *like a hawk*.”

So...“*like a hawk*” is an example of figurative language. Why did Minnie use this phrase?

And why a “hawk”, why not a turkey? _____

② This paragraph can be found on page 48:

“What seems to be the trouble?”
“Her *radiator is overheated*,” said Minnie.
“The doctor frowned. ”What?”

What does her “*radiator is overheated*” mean? _____

_____ What happens to a car radiator when it get's too hot? _____

③ This paragraph can be found on page 44:

“And now I, Don Juan del Toro, will dance with you. The sun shall bear witness to my love. Do not be afraid, *my little milk bucket*.”

Who was Don Juan talking about? _____ Why do you think he used the phrase “*my little milk bucket*”? _____

④ This paragraph can be found on page 143:

“That’s it!” said Slick.
“*Piece of cake*,” snickered Elvis.


Write one word that means the same as “*piece of cake*” _____

CRAFT AND STRUCTURE

Word Meanings and Context Questions

Crossword Puzzle

Name _____



Clues: next page

CRAFT AND STRUCTURE

Word Meanings and Context Questions

Crossword Puzzle



CLUES

Name _____

HINT: Numbers in ()'s indicate the page that the answer can be found.

Across

1. Laughing dog. (55)
6. 'Manure in the -.' (76)
7. Using very few words. (107)
9. Roman clothing. (3)
10. His poem was called Wisdom of the Gastropoda. (37)
13. Elvis owned a leaky one. (66)
16. Wood eating insects. (100)
18. Say. (34)
20. How many strings in Elvis's banjo?
21. Walk in a slow, relaxed manner. (101)
23. Racing a car engine. (159)
24. He was the farmer's loyal friend. (83)
26. A make of automobile. (101)
31. Fancy dance. (172)
32. He was afraid of One-Eyed Charlie. (121)
33. Serving as a symbol. (91)
34. Millie's discovery. (190)
35. Short of breath. (119)

Down

2. He thought he got sawed in half. ()
3. Knuckles of meat. (124)
4. Hat. (100)
5. Set of appointments. (62)
8. Fighter in ancient Rome. (90)
11. Used in a fire extinguisher. (179)
12. Cooked pig intestines. (124)
14. Diet need. (99)
15. Dreamy (101)
17. Who stole the cashbox? (160)
19. Coals (182)
22. Sorrow, mournful (107)
25. What cows give for free. (71)
27. Fools. (160)
28. Bodily structure. (90)
29. He was in love with Moo. (44)
30. Flex your -. (43)

Bonus Question:

What are the names of these two characters?

Answer: _____ and _____.

Page you found the answer: _____.



CRAFT AND STRUCTURE

Poetry

1

Name _____

Prose is ordinary writing. *Hooves of Fire* is written in *prose*. Also included in the story are *poems*. *Poetry* is writing, but it has a different form. It has a rhythmic quality to it. It's a little like prose on a diet with a pulse. It has a pattern and tempo.



On pages 130 and 131 Elvis sings a song about his girlfriend. It is a poem put to music.

- (A.) Read it out loud and see if you can hear the rhythm, the tempo of the beat. Try singing it like Elvis.
- (B.) Pretend you are Don Juan del Toro. Pick someone from your class to be Moo, and read Don Juan's poem (page 43) to them.

(Remember, you are handsome, strong, powerful, self-absorbed, proud, arrogant, and you cannot possibly believe that anyone could not adore you.)

Here are two unfinished poems. I started them, now you finish them.



This is my friend Sue's picture

*I had a friend, her name was Sue,
She had two legs, like a kangaroo.*

*Pismo clams rarely speak
While sleeping beneath the sea,
But you should hear them
When the tide goes out,*



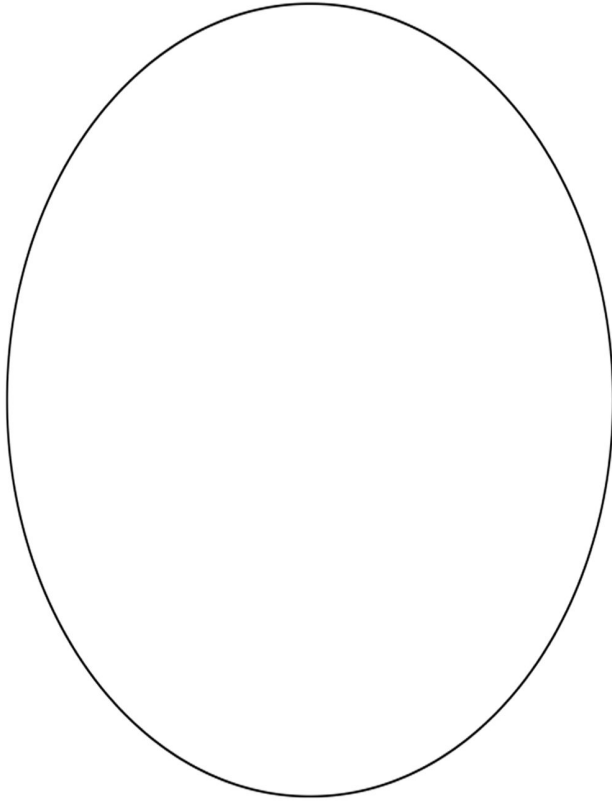
The Pismos

CRAFT AND STRUCTURE

Poetry

2

Name _____



Try writing your own poem. It doesn't have to rhyme but it must have a sense of rhythm or beat. Pick an animal and draw it in the frame to the left. Write its name on the line under the frame. Make the poem as short or as long as you like.

There are many wonderful sources on poetry for children. Here are four:



Ken Nesbitt: poetry4kids.com

Plenty of great stuff for teacher's and kids. Especially humor.



Kathi Mitchell: kathimichell.com/poemtypes.html

Terrific source for the classroom teacher.



teacherpayteachers.com

All the materials offered on this site were written by teachers for classroom use.



And of course, Scholastic, the Costco of teaching materials, scholastic.com

Something for everyone.

CRAFT AND STRUCTURE

Parts of a Book

1

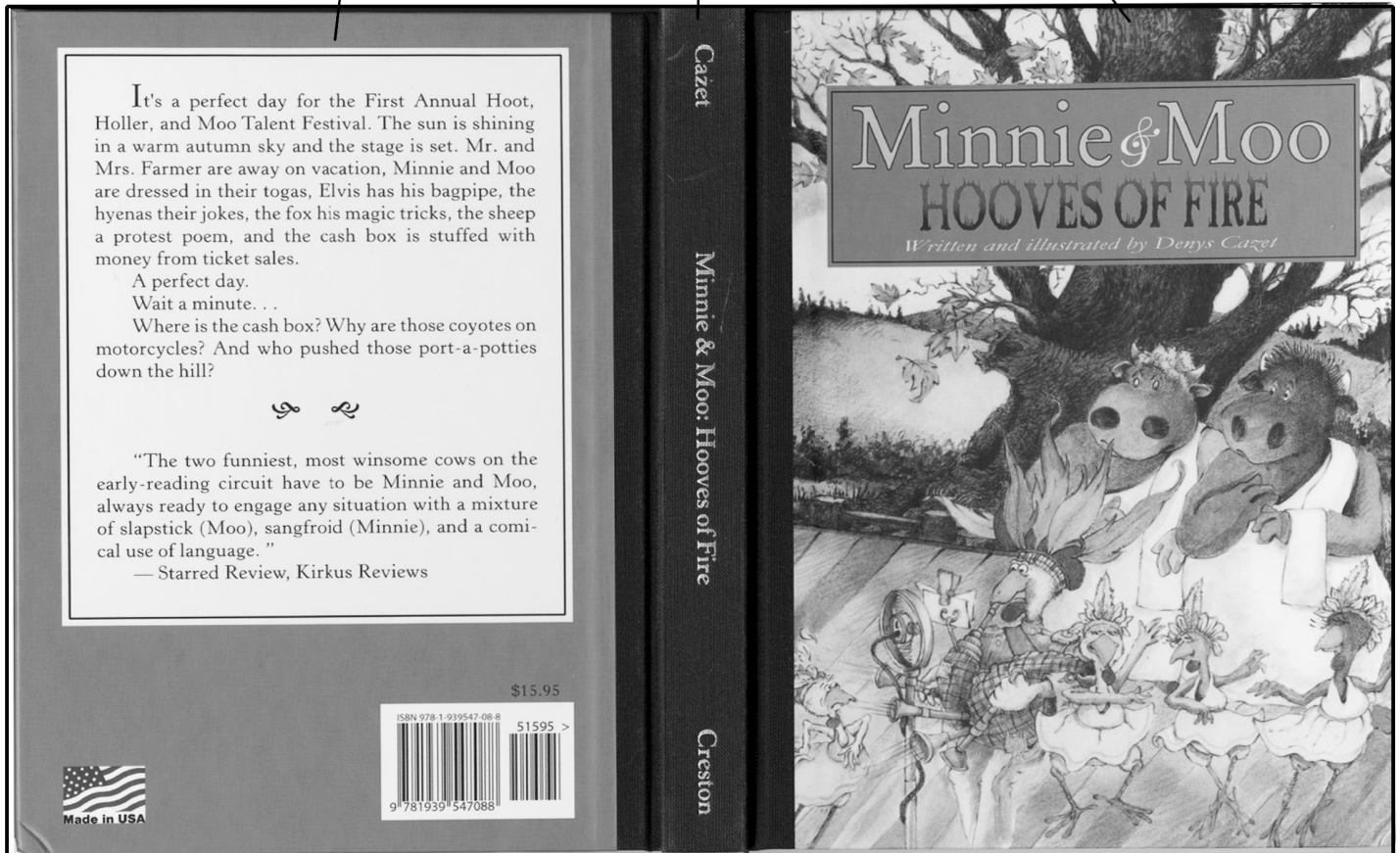
Name _____

OUTSIDE THE BOOK COVER

BACK

SPINE

FRONT



Using the picture of the **book cover** above, answer the following questions.

What is the **title** of this book? _____

Who was the **author** and who was the **illustrator**? _____

A book's **spine** holds the pages together. This **spine** shows the author's name and the title of the book. It also shows the **publisher's** name. _____

On the **back cover** of this book is a "**teaser**", something written about the story that might make you want to read it. There is also a **review**, an appraisal, or evaluation, of the book. Is there anything else on the back cover that you think is important? If so, what is it?

CRAFT AND STRUCTURE

Parts of a Book

2

Name _____

INSIDE CONTENTS



Front Matter

1. 1/2 title
2. title
3. copyright
4. dedication
5. table of contents
6. foreword

Body (middle) Matter

1. the story (core content)

End Matter

1. extra material (if needed)

Use the book to answer the following questions:

1. On the **1/2 title** page there is an illustration of a bird. What kind is it? _____
This same bird is found in another illustration. Can you find it? What page? _____
 2. The **title** page always contains the title of the book. Name two other things you will find there. (1) _____ (2) _____
 3. The **copyright** page has a lot of information on it. Look at this page and write the year this book was published. _____ What is the name of the publisher? _____
 4. The **dedication** page is a special page for someone who the author wishes to honor for some personal reason. Who was this book dedicated to? _____
 5. The **table of contents** list the chapters in a book. Go to the **table of contents** and find the pages each of these chapters will be found. *Hooves of Fire* _____ , *Termites* _____ , *Uncle Spam* _____ , *The Chase* _____ , and *Aloha* _____ .
 6. The **foreword** in a book is a fore word, or a few words telling something that needs to be said before the story starts. Minnie wrote a **foreword** in the form of a letter. Read it. She wrote it to you. Why do you think she did so? _____
-


CRAFT AND STRUCTURE

Parts of a Book

3 Name _____

INSIDE

MIDDLE MATTER (CORE CONTENT)



1

Welcome

It was Indian summer on the farm.

The air smelled of damp leaves and fallen apples. An autumn breeze wandered aimlessly up the hill and settled in the limbs of the old oak tree where Minnie and Moo stood on a wooden stage.

They watched all the animals gathering below them at the foot of the hill. Some had spread out blankets on the grass for an afternoon picnic, while others milled about waving to old friends or stopping to be introduced to new ones.

1

The Story:

Minnie & Moo in Hooves of Fire

The first few pages of a story the setting and the characters of the story. They also set a kind of tone, or mood and introduce some of the characters. If there is an illustration, (see above), it can do the same without words.

Use the two pages above to answer the following questions.

What time of year was it? _____ What are some of the animals doing? _____ What time of day do you think it was? _____ What is the title of this chapter? _____

What kind of tone, or mood, do you think the author wanted the reader to feel ?

CRAFT AND STRUCTURE

Parts of a Book

4

Name _____

INSIDE *END MATTER* (THE EXTRA STUFF)

The story of *Hooves of Fire* ends on page 190.

The remaining pages of the book are called the “*end matter*”. These pages include a *bibliography*, (a list of books by an author), some *advice*, and a brief *biography*, (something about the author). Read the *bibliography*. How many Minnie & Moo books are there?

_____ What is the title of the other book written for “Middle Readers”?

There is a young chicken giving you (the reader) advice. About what?

Read the *biography*. Who is this biography about? _____

_____ Where does this famous person live?

_____ What did this author do before he became an author? _____



bonus points:

Look at his picture! Why are his eyes so squinty and why is he laughing? _____

INTEGRATION OF KNOWLEDGE AND IDEAS

Illustrations

1 Name _____


In *Hooves of Fire* the illustration on the left page of each opening chapter gives a hint as to what is going to happen in the chapter. Go to the following chapter illustrations, look at the full picture, and write (1) what you see and (2) what you think that might predict about events to come.



5. Hooves of Fire, page 41:

(1) _____

(2) _____



13. One-Eyed Charlie, page 121:

(1) _____

(2) _____



18. The Crash, page 167:

(1) _____

(2) _____

INTEGRATION OF KNOWLEDGE AND IDEAS


Illustrations

2 Name _____


Here are parts of four larger illustrations from the book. Go to the page where the full illustration can be found and write a **caption** (a brief explanation), **Or** a **dialogue** (conversation), **Or** find and copy any sentence from the page that best tells what's happening.



page _____



page _____



page _____



page _____

INTEGRATION OF KNOWLEDGE AND IDEAS

Illustrations

3


Name _____



An illustration in a story can help to create a mood or feeling. This illustration is from pages 183 and 184 at the end of the book. The mood, or feeling of this picture, is different than most of the other illustrations in the book. Choose four words that describe the mood that is set by this drawing. The text might help you.

(1) _____ (2) _____

(3) _____ (4) _____



This illustration is from page 146. Choose two words that describe the mood of this drawing.

(1) _____

(2) _____

How are the two illustrations different? _____

One is _____

and the other is _____


INTEGRATION OF KNOWLEDGE AND IDEAS

Opinion/Point of View

1

Name _____

Sometimes an illustration can tell you more about the characters than words. This drawing is from the title page. For a **SQUILLION BONUS POINTS** list three things you think this illustration suggests about Minnie and Moo.

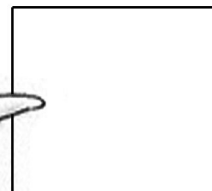


1. _____

2. _____

3. _____

As a result of my brilliant insight
I have been awarded
this many **squllion**
bonus points!



1

Have you read **The Seven Wonders**

YET?



If you *haven't*, you may draw a frown on my face and color me **furious!**

If you have, then please put a smile on my face and color me any way you like, my sweet, perfect little darlings.

Most sincerely,

Elvis